

Fighting Opioid Fraud with Data Analytics


Tom Skarzynski

Enterprise Sales

Looker (Google Cloud)

The Looker logo features a stylized 'o' composed of three overlapping circles above the word 'looker' in a lowercase, sans-serif font.

A smaller version of the Looker logo, consisting of the stylized 'o' and the word 'looker'.



looker

Download Looker JAR file

To download your JAR file you will need your license number and the email addresses associated with your Looker account. You may select the current version or a specific version you would like to download.

License

No spaces or dashes

Email Address

Which version would you like to download?

- Latest Version
- Specific version

Get Download



Cigna®



Davita
Kidney Care



GREENVILLE
HEALTH SYSTEM

AGFA
HealthCare



Abbott



Centegra
HealthSystem
ALWAYS LOOKING AHEAD™

MCKESSON

Counsyl



BI Today

3 Months



Investigator: We got an anonymous tip on a beneficiary... I'd get a warrant but my report said they're not a doctor shopper. Can you double-check?

BI Analyst: They are not a doctor shopper

Okay... have they overdosed?

Yes

How many times?

3

3 overdoses? What's their average MED?*

400

How many doctors have they seen?

8

Eight?! How are they not a doctor shopper?

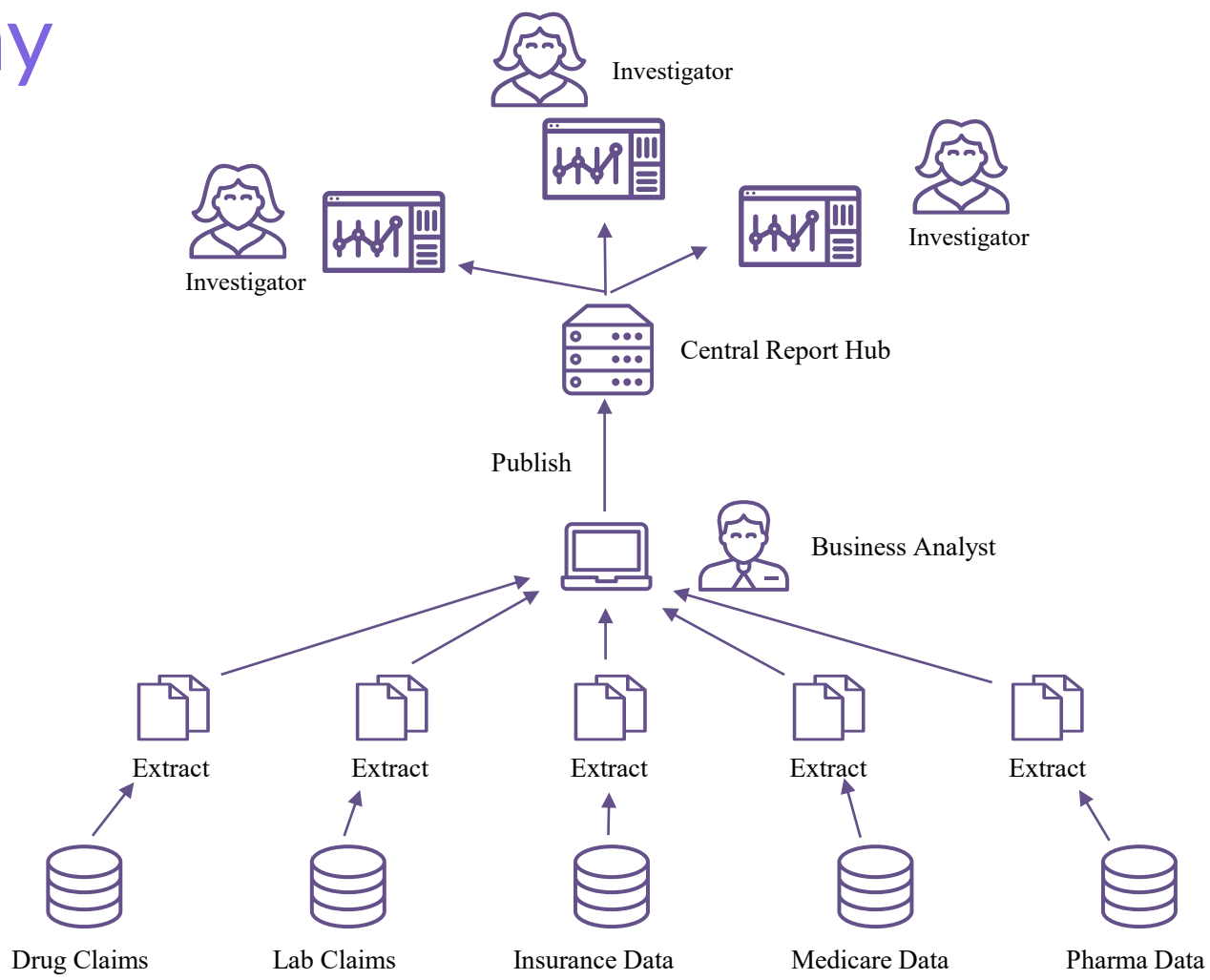
I don't know...




*Morphine Equivalent Dosage – 125 is high

...Turns out the doctor shopper flag requires 3+ doctors and 2+ pharmacies. This guy only went to 1 pharmacy.

BI Today



Why is true self-service hard?



1 *Databases were slow, expensive; healthcare deals in big data*



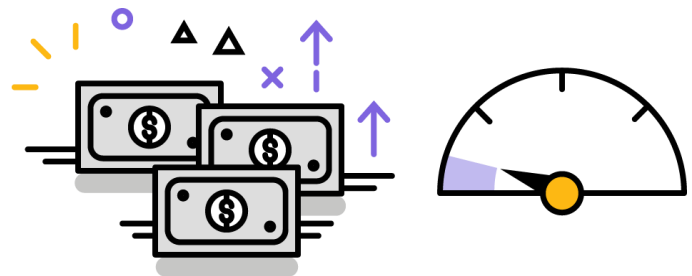
2 *SQL (the language to ask questions) is archaic; healthcare has difficult KPIs*



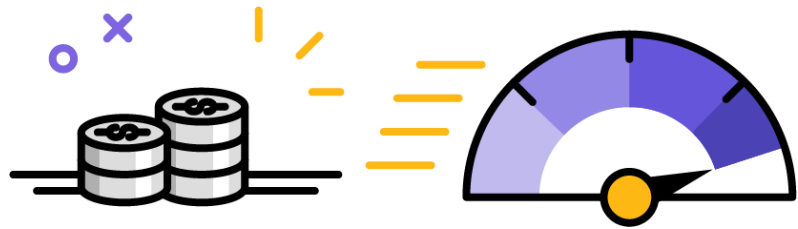
3 *Vanity dashboards are not enough for healthcare end consumers*

Big Data Solved #1

Then



Now

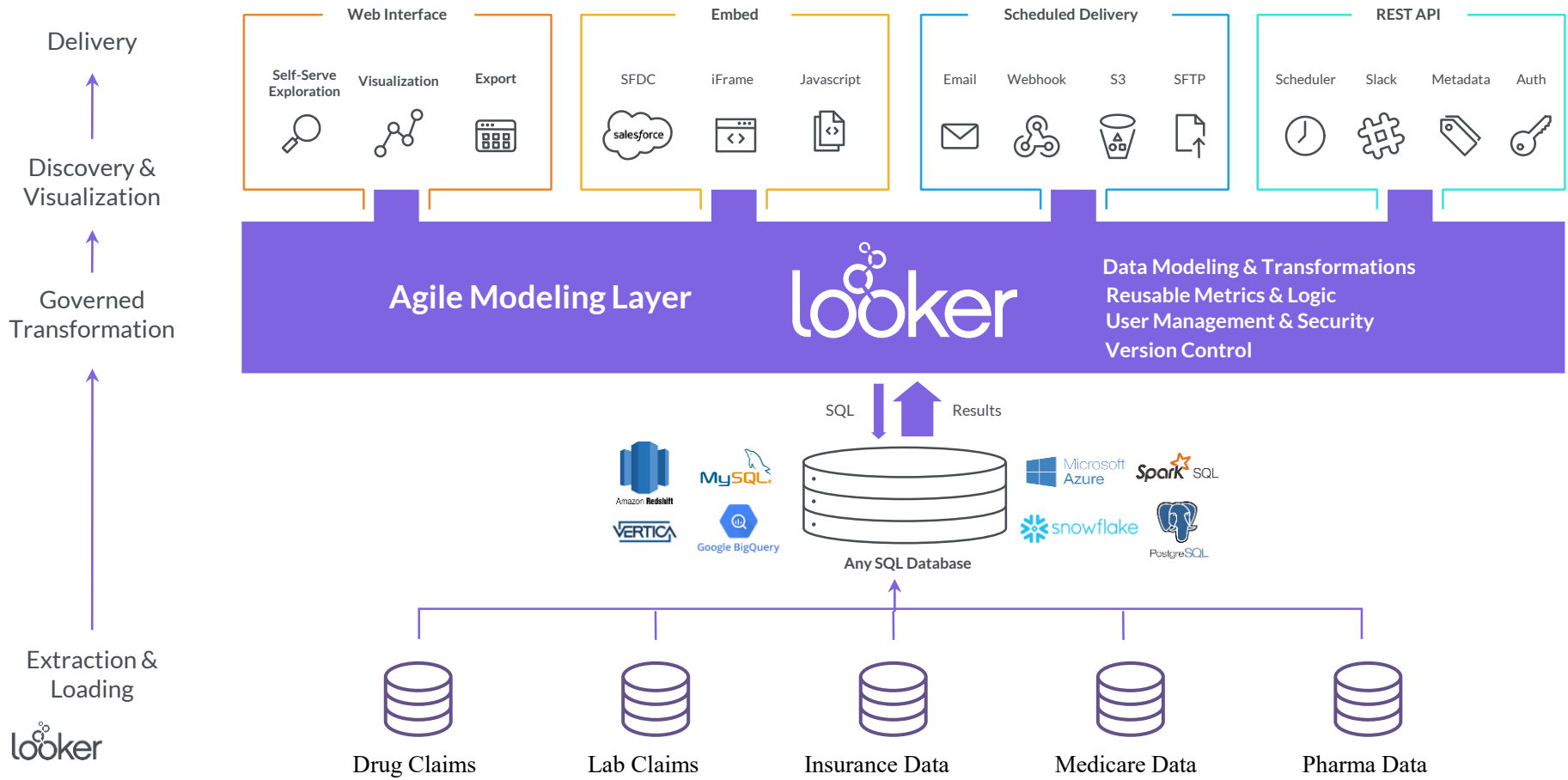


Google Cloud
IBM Watson

aws

snowflake
MEMSQL

Looker Solved #2 & #3



FILTERS City is "Orlando"

Doctor by Risk Status

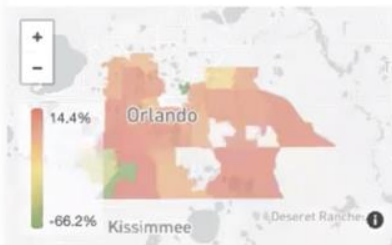
newwave



High Risk 13.33%
Med Risk 22.22%
Low Risk 64.44%

CMS.gov HHS OIG Source

Risk by Zip



Doctor Check

NPI	Name	Specialty	# Bene	% Opioid	Risk
1003000264	Selestina Flear	General Surgery	7	53.7%	21.2%
1003000262	Richy Emons	General Surgery	8	58.2%	17.2%
1003000256	Hy Ollerhad	Neurosurgery	6	54.2%	15.4%
1003000248	Nancie Biddlecombe	Neurosurgery	7	49.3%	12.9%
1003000255	Dot Poundford	Anesthesiology	8	47.4%	12.8%
1003000241	Andrea Goodredge	General Surgery	6	40.6%	11.2%
1003000263	Shane Gascoine	General Surgery	5	43.4%	10.7%
1003000259	Benedicta MacCauley	Neurosurgery	7	45.7%	8.4%
1003000267	Alan Castellaccio	General Surgery	9	43.8%	8.1%

Doctor-Bene Heat Map

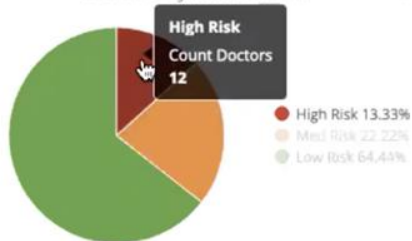


Timeline of OD / Death

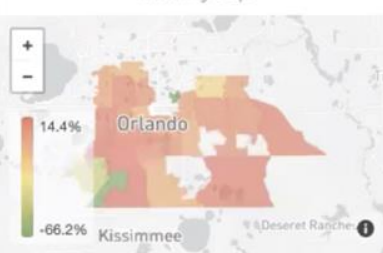


FILTERS City is "Orlando"

Doctor by Risk Status



Risk by Zip



Doctor Check

NPI	Name	Specialty	# Bene	% Opioid	Risk
1003000264	Selestina Flear	General Surgery	7	53.7%	21.2%
1003000262	Richy Emons	General Surgery	8	58.2%	17.2%
1003000256	Hy Ollerhad	Neurosurgery	6	54.2%	15.4%
1003000248	Nancie Biddlecombe	Neurosurgery	7	49.3%	12.9%
1003000255	Dot Poundford	Anesthesiology	8	47.4%	12.8%
1003000241	Andrea Goodredge	General Surgery	6	40.6%	11.2%
1003000263	Shane Gascoine	General Surgery	5	43.4%	10.7%
1003000259	Benedicta MacCauley	Neurosurgery	7	45.7%	8.4%
1003000267	Alan Castellaccio	General Surgery	9	43.8%	8.1%

Doctor-Bene Heat Map



Timeline of OD / Death



CLAIMS Doctor Risk Score Status is "1 - High Risk"

NPI	Name	Zip Code	State	Count Doctors
1	1003000255 Dot Poundford		32825 FL	1
2	1003000264 Selestina Flear		32822 FL	1
3	1003000241 Andrea Goodredge		32808 FL	1
4	1003000259 Benedicta MacCauley		32818 FL	1
5	1003000266 Tamqrah Cutcliffe		32835 FL	1
6	1003000248 Nancie Bidlecombe		32828 FL	1
7	1003000262 Richy Emons		32839 FL	1
8	1003000256 Hy Ollerhad		32818 FL	1
9	1003000237 Shern Monni		32818 FL	1
10	1003000242 Reena Thing		32833 FL	1
11	1003000267 Alan Castellaclo		32832 FL	1
12	1003000263 Shane Gascoine		32808 FL	1

CLAIMS Doctor Risk Score Status is "1 - High Risk"

NPI	Name	Zip Code	State	Count Doctors
1003000255	Dr. Davidford		32825 FL	1
1003000	ACTIONS		32822 FL	1
1003000	Launch New Investigation...		32808 FL	1
1003000	LINKS		32818 FL	1
1003000	Doctor Dashboard		32835 FL	1
1003000			32828 FL	1
1003000262	Richy Emons		32839 FL	1
1003000256	Hy Ollerhad		32818 FL	1
1003000237	Shem Monni		32818 FL	1
1003000242	Reena Thing		32833 FL	1
1003000267	Alan Castellaccio		32832 FL	1
1003000263	Shane Gascoine		32808 FL	1

FILTERS NPI is 1003000255 2 - % Opioid Weight is "3" 3 - Events Weight is "2" 4 - Supply Length Weight is "1" 5 - Distance Weight is "1"

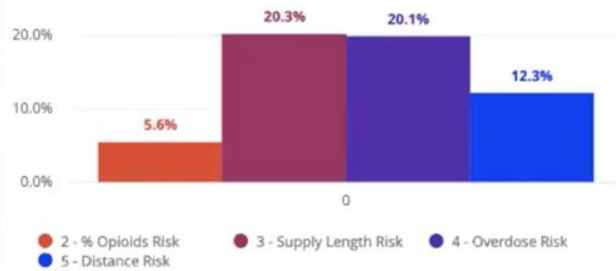
newwave

12.8%
Risk Above Cohort

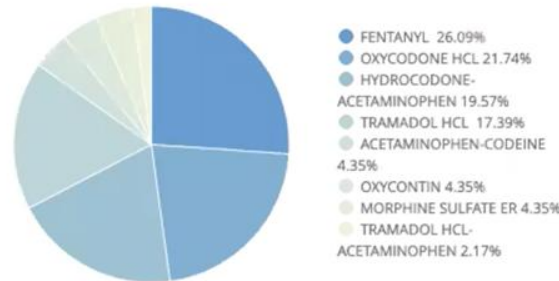
Detail

NPI	1003000255
Name	Dot Poundford
Specialty	Anesthesiology
City	ORLANDO
State	FL

Risk Score Breakdown



Prescribed Drugs



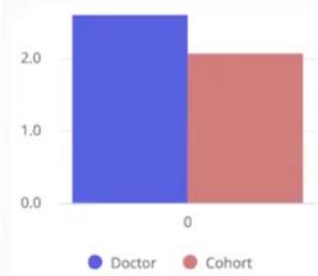
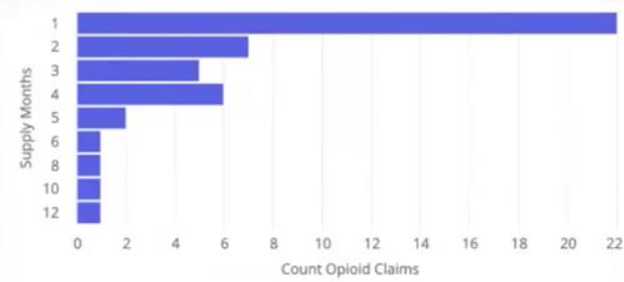
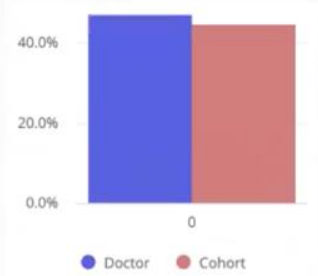
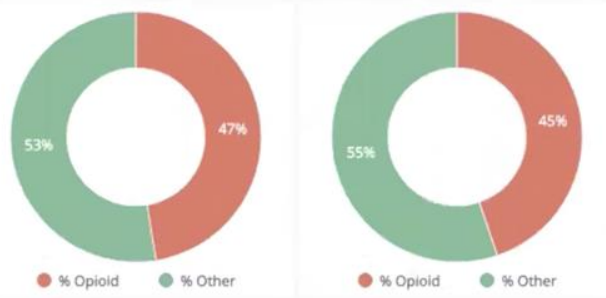
Bene Breakdown

Bene ID	# Doctors	# Overdose	Distance (mi)	MED Levels	Risk Score
1	719496110	5	3	16.4	678.3 (84.3%)
2	719496107	3	2	8.0	421.8 (64.3%)
3	719496114	4	3	3.9	259.6 (61.4%)
4	719496111	5	1	15.5	300.0 (57.1%)
5	719496112	3	3	15.4	281.3 (55.7%)
6	719496109	4	1	15.6	210.1 (44.3%)
7	719496113	4	1	16.4	213.0 (41.4%)
8	719496108	4	1	3.9	197.2 (34.3%)

Pharmacy Breakdown

Name	# Benes	% Opioid Claims	Distance (mi)	Risk Score
1 Rite Aid - Store 3429	15	49.7%	11.0	25.0%
2 CVS - Store 1227	13	44.4%	10.3	23.6%
3 Walgreens - Store 6126	13	45.2%	11.0	19.6%
4 Walgreens - Store 6128	13	44.2%	11.0	18.4%
5 Rite Aid - Store 3430	14	43.1%	3.9	18.0%

FILTERS NPI Is 1003000255 2 - % Opioid Weight is "3" 3 - Events Weight is "2" 4 - Supply Length Weight is "1" 5 - Distance Weight is "1"

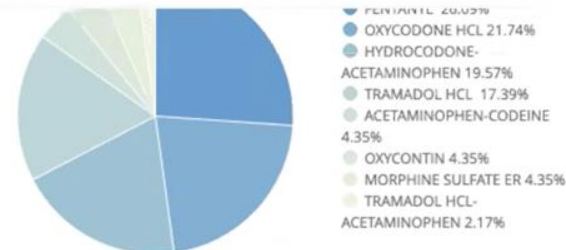
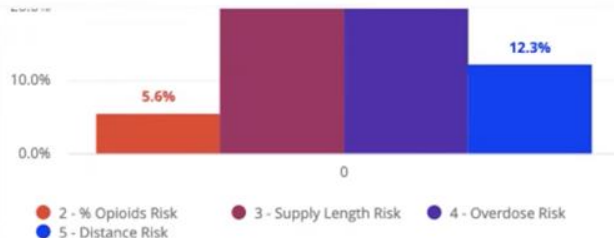


▶ FILTERS NPI is 1003000255 2 - % Opioid Weight is "3" 3 - Events Weight is "2" 4 - Supply Length Weight is "1" 5 - Distance Weight is "1"

Detail

NPI	1003000255
Name	Dot Poundford
Specialty	Anesthesiology
City	ORLANDO
State	FL

12.8%
Risk Above Cohort



Bene Breakdown

Bene ID	# Doctors	# Overdose	Distance (mi)	MED LEVELS	Risk Score
1 719496110	5	3	16.4	678.3	84.3%
2 719496110	ACTIONS	2	8.0	421.8	64.3%
3 719496110	Launch New Investigation...	3	3.9	259.6	61.4%
4 719496110	LINKS	1	15.5	300.0	57.1%
5 719496110	Bene Dashboard	3	15.4	281.3	55.7%
6 719496110		1	15.6	210.1	44.3%
7 719496113		4	16.4	213.0	41.4%
8 719496108		4	3.9	197.2	34.3%

Pharmacy Breakdown

Name	# Benes	% Opioid Claims	Distance (mi)	Risk Score
1 Rite Aid - Store 3429	15	49.7%	11.0	25.0%
2 CVS - Store 1227	13	44.4%	10.3	23.6%
3 Walgreens - Store 6126	13	45.2%	11.0	19.6%
4 Walgreens - Store 6128	13	44.2%	11.0	18.4%
5 Rite Aid - Store 3430	14	43.1%	3.9	18.0%

FILTERS Bene ID is 719496110 2 - MED Weight is "3" 3 - Doc Shop Weight is "2" 4 - OD Weight is "1" 5 - Distance Weight is "1"

newwave

Detail

Beneficiary Bene ID 719496110
Beneficiary Name Miner Gregine
Beneficiary City ORLANDO
Beneficiary State FL
Beneficiary Zip Code 32818

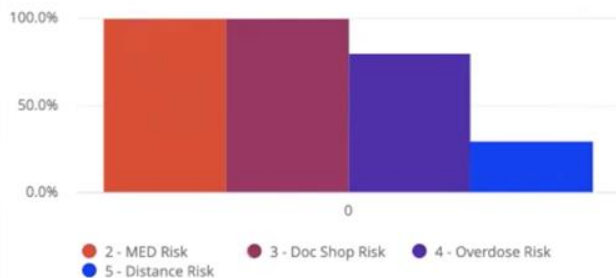
87.1%
Risk Score

Event Month
2018-10
Rolling 365 MED
643.3

MED & Overdoses: Over Time



Risk Breakdown



Distance: Map by Prescriber Risk



Doctor Breakdown

NPI	# Benes	# Overdose	Distance (mi)	Risk
1003000256	6	12	0.0	15.4%
1003000255	8	18	16.4	12.8%
1003000257	9	17	14.7	4.5%
1003000254	8	17	0.0	-0.5%
1003000253	9	14	11.6	-9.7%

Pharmacy Breakdown

Pharmacy Name	# Benes	% Opioid Claims	Distance (mi)	Risk Score
Rite Aid - Store 3429	15	49.7%	5.5	25.0%
CVS - Store 1227	13	44.4%	10.6	23.6%
Walgreens - Store 6128	13	44.2%	8.4	18.4%
Rite Aid - Store 3430	14	43.1%	19.8	18.0%

FILTERS Bene ID is 719496110 2 - MED Weight is "3" 3 - Doc Shop Weight is "2" 4 - OD Weight is "1" 5 - Distance Weight is "1"

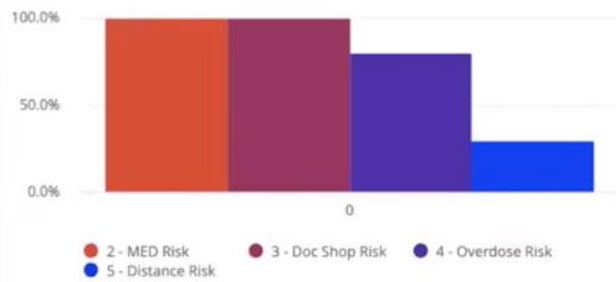
newwave

87.1% Risk Score

Detail

Beneficiary Bene ID: 719496110
Beneficiary Name: Miner Gregine
Beneficiary City: ORLANDO
Beneficiary State: FL
Beneficiary Zip Code: 32818

Risk Breakdown



Distance: Map by Prescriber Risk



MED & Overdoses: Over Time



Doctor Breakdown

Table with columns: NPI, # Benes, # Overdose, Distance (mi), Risk. Lists 5 different NPIs and their associated metrics.

Pharmacy Breakdown

Table with columns: Pharmacy Name, # Benes, % Opioid Claims, Distance (mi), Risk Score. Lists 4 pharmacies with their respective metrics. Includes an 'ACTIONS' menu for the first pharmacy.

FILTERS Pharmacy is "Rite Aid - Store 3429" 2 - % Opioid Weight is "3" 3 - Supply Length Weight is "2" 4 - OD Weight is "1" 5 - Distance Weight is "1"

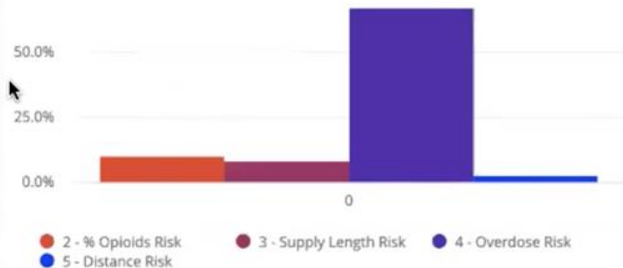
newwave

22.9%
Risk Above Cohort

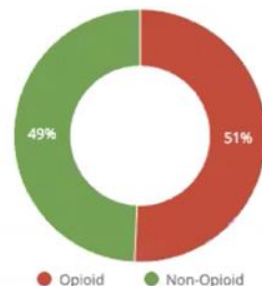
Detail

Pharmacy Name	Rite Aid - Store 3429
Pharmacy Company	Rite Aid
City	ORLANDO
State	FL
Zip Code	32804

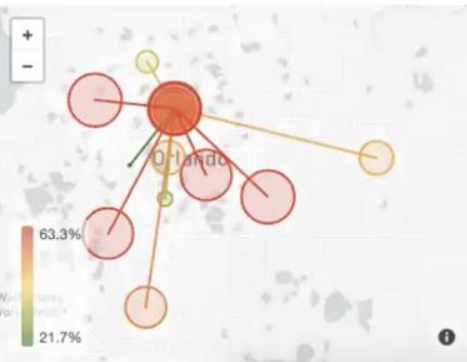
Risk Score Breakdown



% Opioids



Map by Risk Score



Bene Breakdown

Bene ID	Name	# Doctors	# Overdoses	Risk Score
1	719496110 Miner Gregine	5	3	85.0%
2	719496115 Valeda Etock	4	2	70.0%
3	719496117 Bartram Sine	4	1	63.3%
4	719496114 Sloane Southern	4	3	58.3%
5	719496111 Noelani Cleaton	5	1	56.7%
6	719496116 Silvester Brettone	3	1	51.7%
7	719496112 Maggi Scruton	3	3	51.7%
8	719496119 Blythe Pulteneye	4	1	48.3%
9	719496125 Mose Vogl	4	1	48.3%
10	719496118 Pip Jopp	4	2	48.3%
11	719496113 Gloria Hillam	4	1	41.7%
12	719496123 Carney Elliker	3	0	38.3%
13	719496108 Cletis Battell	4	1	33.3%
14	719496120 Maribelle Gillicuddy	3	0	21.7%

Doctor Breakdown

NPI	Name	Specialty	Count Benes	Risk Score
1	1003000262 Richy Emons	General Surgery	8	17.2%
2	1003000256 Hy Ollerhad	Neurosurgery	6	15.4%
3	1003000255 Dot Poundford	Anesthesiology	8	12.8%
4	1003000263 Shane Gascoine	General Surgery	5	10.7%
5	1003000259 Benedicta MacCauley	Neurosurgery	7	8.4%
6	1003000257 Leisha Riggott	Anesthesiology	9	4.5%
7	1003000261 Nichole Abbets	General Surgery	7	2.5%
8	1003000258 Phyllys Sabathier	Anesthesiology	7	-0.5%
9	1003000254 Drusi Fownes	Anesthesiology	8	-0.5%
10	1003000253 Thaxter Moge	Anesthesiology	9	-9.7%
11	1003000260 Dulsea Player	Neurosurgery	7	-11.7%

FILTERS Pharmacy is "Rite Aid - Store 3429" 2 - % Opioid Weight is "3" 3 - Supply Length Weight is "2" 4 - OD Weight is "1" 5 - Distance Weight is "1"

newwave

22.9% Risk Above Cohort

Detail

Pharmacy Name Rite Aid - Store 3429

Pharmacy Company Rite Aid

City ORLANDO

State FL

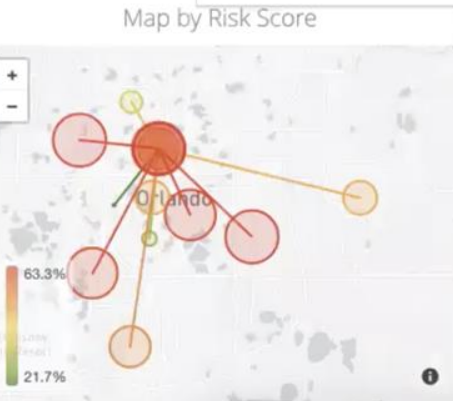
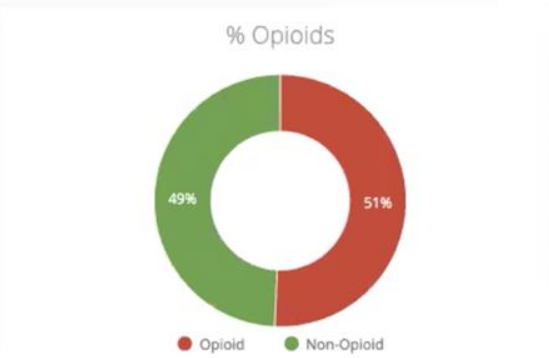
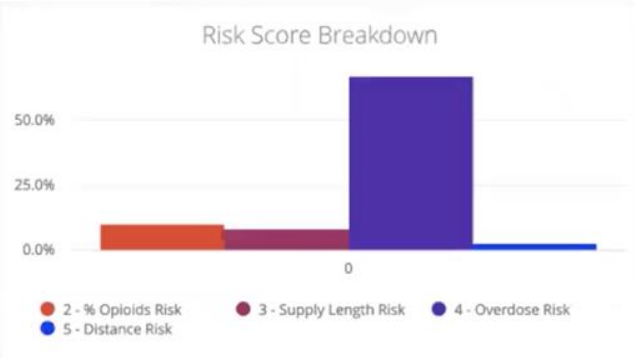
Zip Code 32804

ACTIONS

- Launch New Investigation...

LINKS

- Pharmacy Dashboard



Bene Breakdown

	Bene ID	Name	# Doctors	# Overdoses	Risk Score
1	719496110	Miner Gregine		5	3 85.0%
2	719496115	Valeda Etock		4	2 70.0%
3	719496117	Bartram Sine		4	1 63.3%
4	719496114	Sloane Southern		4	3 58.3%
5	719496111	Noelani Cleaton		5	1 56.7%
6	719496116	Silvester Brettoner		3	1 51.7%
7	719496112	Maggi Scruton		3	3 51.7%
8	719496119	Blythe Pulteney		4	1 48.3%
9	719496125	Mose Vogl		4	1 48.3%
10	719496118	Pip Jopp		4	2 48.3%
11	719496113	Gloria Hillam		4	1 41.7%
12	719496123	Carney Elliker		3	0 38.3%
13	719496108	Cletis Battell		4	1 33.3%
14	719496120	Maribelle Gillicuddy		3	0 21.7%

Doctor Breakdown

	NPI	Name	Specialty	Count Benes	Risk Score
1	1003000262	Richy Emors	General Surgery	8	17.2%
2	1003000256	Hy Ollerhad	Neurosurgery	6	15.4%
3	1003000255	Dot Poundford	Anesthesiology	8	12.8%
4	1003000263	Shane Gascoine	General Surgery	5	10.7%
5	1003000259	Benedicta MacCauley	Neurosurgery	7	8.4%
6	1003000257	Leisha Riggott	Anesthesiology	9	4.5%
7	1003000261	Nichole Abbets	General Surgery	7	2.5%
8	1003000258	Phyllys Sabathier	Anesthesiology	7	-0.5%
9	1003000254	Drusi Fownes	Anesthesiology	8	-0.5%
10	1003000253	Thaxter Mogyey	Anesthesiology	9	-9.7%
11	1003000260	Dulsea Player	Neurosurgery	7	-11.7%

FILTERS Pharmacy is "Rite Aid - Store 3429" 2 - % Opioid Weight is "3"

newwave

22.99
Risk Above Coho

Detail

Pharmacy Name Rite Aid - Store 3429
Pharmacy Company Rite Aid
City ORLANDO
State FL
Zip Code 32804

Launch New Investigation

Subject *
Need for new investigation on Rite Aid - Store 3429

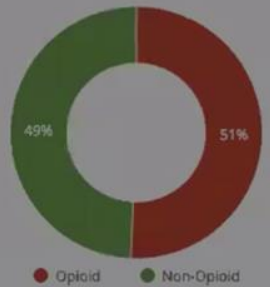
To Mailing List *
This field is required.

Body *
Investigator -
Given the high amount of risk seen in Rite Aid - Store 3429, we strongly recommend beginning a new investigation.

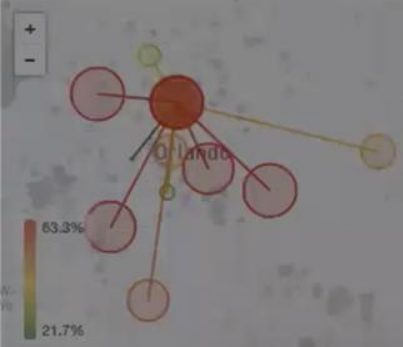
Submit

Run Edit

% Opioids



Map by Risk Score



Bene Breakdown

	Bene ID	Name	# Doctors	# Overdoses	Risk Score
1	719496110	Miner Gregine	5	3	85.9%
2	719496115	Valeda Elock	4	2	70.0%
3	719496117	Bartam Sine	4	1	63.3%
4	719496114	Sioane Southern	4	3	58.3%
5	719496111	Noelani Cleaton	5	1	56.7%
6	719496116	Silvester Brellomer	3	1	51.7%
7	719496112	Maggi Scruton	3	3	51.7%
8	719496119	Blythe Pulteney	4	1	48.3%
9	719496125	Mose Vogt	4	1	48.3%
10	719496118	Pip Jopp	4	2	48.3%
11	719496113	Gloria Hillam	4	1	41.7%
12	719496123	Carrey Elliker	3	0	38.3%
13	719496108	Cletis Battell	4	1	33.3%
14	719496120	Maribelle Gillcuddy	3	0	21.7%

Doctor Breakdown

	NPI	Name	Specialty	Count Benes	Risk Score
1	1003000262	Richy Emors	General Surgery	8	17.2%
2	1003000256	Hy Ollerhaad	Neurosurgery	6	15.4%
3	1003000255	Dot Poundford	Anesthesiology	8	12.8%
4	1003000263	Shane Gascoine	General Surgery	5	10.7%
5	1003000259	Benedicta MacCauley	Neurosurgery	7	8.4%
6	1003000257	Letisha Riggott	Anesthesiology	9	4.5%
7	1003000261	Nichole Abbets	General Surgery	7	2.5%
8	1003000258	Phylis Sabathier	Anesthesiology	7	-0.5%
9	1003000254	Drusi Fownes	Anesthesiology	8	-0.3%
10	1003000253	Thaxter Mogyey	Anesthesiology	9	-5.7%
11	1003000260	Dulsea Player	Neurosurgery	7	-11.1%

FILTERS Pharmacy is "Rite Aid - Store 3429" 2 - % Opioid Weight is "3" 3 - Supply Length Weight is "2" 4 - OD Weight is "1" 5 - Distance Weight is "1"

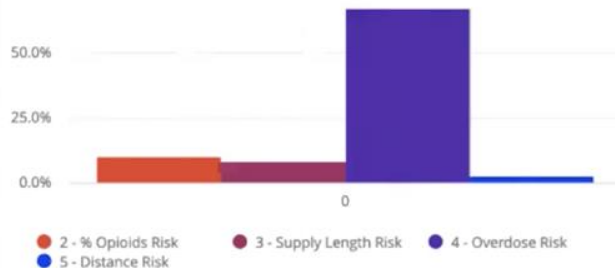
newwave

22.9%
Risk Above Cohort

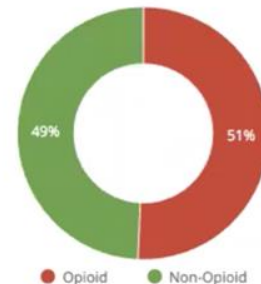
Detail

Pharmacy Name	Rite Aid - Store 3429
Pharmacy Company	Rite Aid
City	ORLANDO
State	FL
Zip Code	32804

Risk Score Breakdown



% Opioids



Map by Risk Score



Bene Breakdown

Bene ID	Name	# Doctors	# Overdoses	Risk Score
1	719496110 Miner Gregine	5	1	51.7%
2	719496115 Valeda Etock	4	3	51.7%
3	719496117 Bartram Sine	4	1	48.3%
4	719496114 Sloane Southern	4	1	48.3%
5	719496111 Noelani Cleaton	5	2	48.3%
6	719496116 Silvester Brettner	3	1	41.7%
7	719496112 Maggi Scruton	3	1	41.7%
8	719496119 Blythe Pulteney	4	1	41.7%
9	719496125 Mose Vogl	4	1	41.7%
10	719496118 Pip Jopp	4	1	41.7%
11	Gloria Hillam	4	1	41.7%

- Explore From Here
- Download Data...
- Clear Cache & Refresh

Doctor Breakdown

NPI	Name	Specialty	Count Benes	Risk Score
1	1003000262 Richy Emons	General Surgery	8	17.2%
2	1003000256 Hy Ollerhad	Neurosurgery	6	15.4%
3	1003000255 Dot Poundford	Anesthesiology	8	12.8%
4	1003000263 Shane Gascoine	General Surgery	5	10.7%
5	1003000259 Benedicta MacCauley	Neurosurgery	7	8.4%
6	1003000257 Leisha Riggott	Anesthesiology	9	4.5%
7	1003000261 Nichole Abbets	General Surgery	7	2.5%
8	1003000258 Phyllys Sabathier	Anesthesiology	7	-0.5%
9	1003000254 Drusi Fownes	Anesthesiology	8	-0.5%
10	1003000253 Thaxter Mogeys	Anesthesiology	9	-9.7%
11	1003000260 Duisea Player	Neurosurgery	7	-11.7%

https://newwave.looker.com/explore/opioid/claims?qid=Xy8QdQcEK6WCep2ry9L...

Explore

15 rows · from cache · 4h ago Run

Claims

All Fields Dimensions Measures

Beneficiary

FILTER-ONLY FIELDS

- Weight Distance
- Weight Doctor Shopping
- Weight Med Usage
- Weight Overdose FILTER

DIMENSIONS

- Bene ID PIVOT FILTER
- City
- First Name
- Last Name
- Location
- Name PIVOT FILTER
- State

Stats

- Count Deaths
- Count Distinct Opioid Pharmacies
- Count Distinct Opioid Providers PIVOT FILTER
- Count Overdoses PIVOT FILTER

▸ FILTERS (6) Beneficiary Weight Overdose is "1" Pharmacy Weight Distance is "1" Pharmacy Weight Percent Opioid Claims is "3" Pharmacy Weight Supply Length is "2" Claims Opioid Drug is "Yes" Pharmacy Weight

VISUALIZATION

Bene ID	Name	# Doctors	# Overdoses	Risk Score
1	719496110 Miner Gregine		5	85.0%
2	719496115 Valeda Etock		4	70.0%
3	719496117 Bartram Sine		4	63.3%
4	719496114 Sloane Southern		4	58.3%
5	719496111 Noelani Cleaton		5	56.7%
6	719496116 Silvester Bretttoner		3	51.7%
7	719496112 Maggi Scruton		3	51.7%
8	719496119 Blythe Pulteneye		4	48.3%
9	719496125 Mose Vogl		4	48.3%
10	719496118 Pip Jopp		4	48.3%
11	719496113 Gloria Hillam		4	41.7%

DATA

Beneficiary Bene ID	Beneficiary Name	Beneficiary Count Distinct Opioid Providers	Beneficiary Count Overdoses	Beneficiary 1 - Risk Score
1	719496110 Miner Gregine		5	85.0%
2	719496115 Valeda Etock		4	70.0%
3	719496117 Bartram Sine		4	63.3%
4	719496114 Sloane Southern		4	58.3%
5	719496111 Noelani Cleaton		5	56.7%
6	719496116 Silvester Bretttoner		3	51.7%
7	719496112 Maggi Scruton		3	51.7%
8	719496119 Blythe Pulteneye		4	48.3%
9	719496125 Mose Vogl		4	48.3%
10	719496118 Pip Jopp		4	48.3%
11	719496113 Gloria Hillam		4	41.7%

Explore

Run ⚙️

Claims

🔍 Search

All Fields Dimensions Measures

- ▶ Beneficiary
- ▶ Claims
- ▶ Data Science
- ▶ Doctor
- ▶ Events (OD / Death)
- ▼ Pharmacy

FILTER-ONLY FIELDS

- Weight Distance
- Weight Events
- Weight Percent Opioid Claims
- Weight Supply Length

DIMENSIONS

- City
- Location
- Pharmacy Company
- Pharmacy Name
- State
- ▶ Stats
- Zip Code

MEASURES

- 1 - Risk Score

▶ FILTERS

▼ VISUALIZATION



EDIT ⚙️



Select some dimensions or measures.

▼ DATA

RESULTS SQL

Calculations Row Limit 500 Totals



Select some dimensions or measures.

Explore

25 rows · 3.2s · just now Run ⚙️

Claims ⊖

🔍 Search

All Fields Dimensions Measures

Beneficiary

DIMENSIONS

- Bene ID
- City
- First Name
- Last Name
- Location
- Name
- State
- Stats
- Zip Code PIVOT FILTER 🔍

MEASURES

- 1 - Risk Score
- 2 - MED Risk
- 3 - Doc Shop Risk
- 4 - Overdose Risk
- 5 - Distance Risk
- Max Rolling MED 365
- Count Beneficiaries FILTER 🔍

Claims

DIMENSIONS

- Claim Date

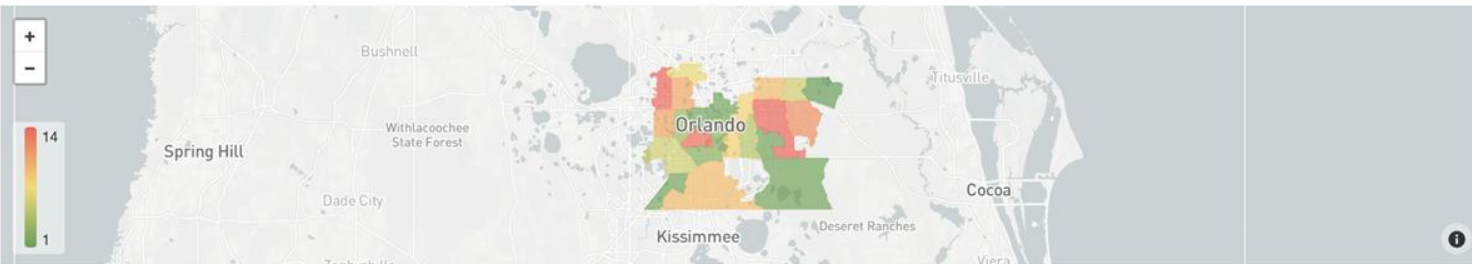
Distance Bene to Doctor

▼ FILTERS (2) Custom Filter

⚙️ Claims Count Distinct Opioid Pharmacies is greater than or equal ▾ 3 ✕ +

⚙️ Claims Count Distinct Opioid Providers is greater than or equal ▾ 3 ✕ +

▼ VISUALIZATION EDIT ⚙️



▼ DATA RESULTS SQL Calculations Row Limit 500 Totals

Beneficiary Zip Code	Beneficiary Count	Beneficiaries
1	32818	14
2	32825	14
3	32839	13
4	32828	11
5	32835	10
6	32808	10
7	32817	9
8	32837	9
9	32824	9
10	32817	8

Explore

85 rows · 5.2s · just now

Run

Claims



Search

All Fields Dimensions Measures

Claims

DIMENSIONS

- Claim Date
- Distance Bene to Doctor
- Distance Bene to Pharmacy
- Distance Doctor to Pharmacy
- Drug ID
- Drug Name
- Med
- Opioid Drug
- Supply Days
- Supply Months

MEASURES

- Average Distance Bene Doctor
- Average Distance Bene Pharmacy
- Average Distance Doctor Pharmacy
- Average Opioid Supply Length
- Count Distinct Opioid Benes
- Count Distinct Opioid Pharmacies
- Count Distinct Opioid Providers
- Count Opioid Claims
- Count Total Claims
- Percent Opioid Claims

FILTERS (2)

Custom Filter

Claims Count Distinct Opioid Pharmacies is greater than or equal 3

Claims Count Distinct Opioid Providers is greater than or equal 3

VISUALIZATION

DATA

RESULTS

SQL

Calculations

Row Limit 500

Totals

Beneficiary Bene ID	Claims Count Distinct Opioid Providers	Claims Count Distinct Opioid Pharmacies
1	5	3
2	5	4
3	5	4
4	5	4
5	5	4
6	5	4
7	5	3
8	4	5
9	4	3
10	4	3
11	4	4
12	4	4
13	4	3
14	4	3
15	4	3
16	4	3
17	4	3
18	4	4
19	4	3
20	4	5
21	4	4

Explore

85 rows · 5.2s · just now Run

Claims

All Fields Dimensions Measures

Dimensions

- Claim Date
- Distance Bene to Doctor
- Distance Bene to Pharmacy
- Distance Doctor to Pharmacy
- Drug ID
- Drug Name
- Med
- Opioid Drug
- Supply Days
- Supply Months

Measures

- Average Distance Bene Doctor
- Average Distance Bene Pharmacy
- Average Distance Doctor Pharmacy
- Average Opioid Supply Length
- Count Distinct Opioid Benes
- Count Distinct Opioid Pharmacies FILTER
- Count Distinct Opioid Providers FILTER
- Count Opioid Claims
- Count Total Claims
- Percent Opioid Claims

FILTERS (2)

- Claims Count Distinct Opioid Pharmacies is greater than or equal 3
- Claims Count Distinct Opioid Providers is greater than or equal 3

VISUALIZATION

DATA RESULTS SQL

Beneficiary Bene ID	Claims Count Distinct Opioid Providers	Claims Count Distinct Opioid Pharmacies
1	5	3
2	5	4
3	5	4
4	5	4
5	5	4
6	5	4
7	5	4
8	4	3
9	4	3
10	4	3
11	4	3
12	4	3
13	4	3
14	4	3
15	4	3
16	4	3
17	4	3
18	4	4
19	4	3
20	4	5
21	4	4

- Save as a Look...
- Save to Dashboard...
- Download...
- Send...
- Save & Schedule...
- Share...
- Get Dashboard LookML...
- Get Derived Table LookML...
- Merge Results...
- Remove Fields & Filters
- Clear Cache & Refresh
- Rebuild Derived Tables & Run

Schedules

New +

Doctor Shopping Benes

Email (1) > HTML Table > Hourly

FILTERS (2)

VISUALIZATION

Edit ⚙️

Edit

Edit Your Schedules

Add To Dashboard

10-02-12
9-02-12

DATA

Give your schedule a name

Doctor Shopping Benes

Where should this data go?



Email



Webhook



Amazon S3



SFTP

Who should it be emailed to?

Add recipients, use commas for multiple addresses

Add

aaron.lutkowitz@looker.com ✖

Include a custom message...

Format data as



Data Table



Visualization



CSV



XLSX



JSON — Simple



Text



HTML

Trigger

Repeating interval Datagroup update

Deliver this schedule

Daily Weekly Monthly Hourly By minute

Send Every

At

1 hour

0

min past the hour between

6 AM

and

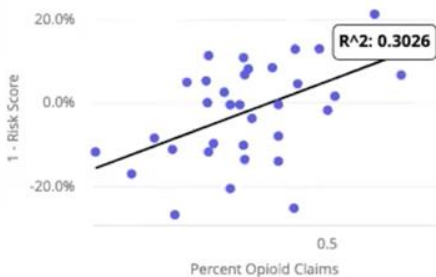
6 PM

Filters

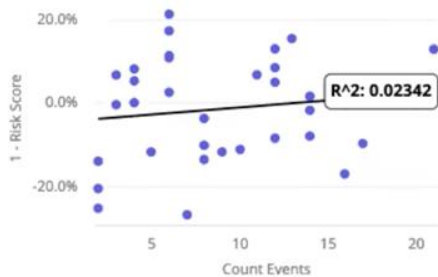
Claims Count Distinct Opioid Pharmacies ≥ 3 Claims Count Distinct Opioid Providers ≥ 3

1 - Input Variables

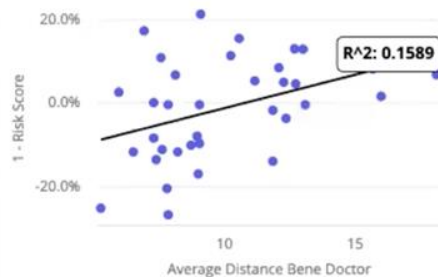
Risk Score by % Opioids



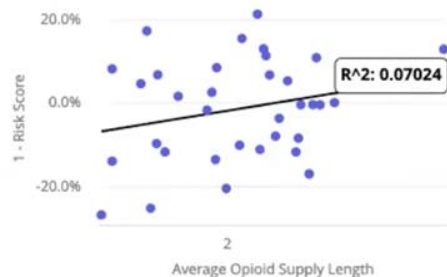
Risk Score by # Overdoses



Risk Score by Avg Distance



Risk Score by Avg Supply Length



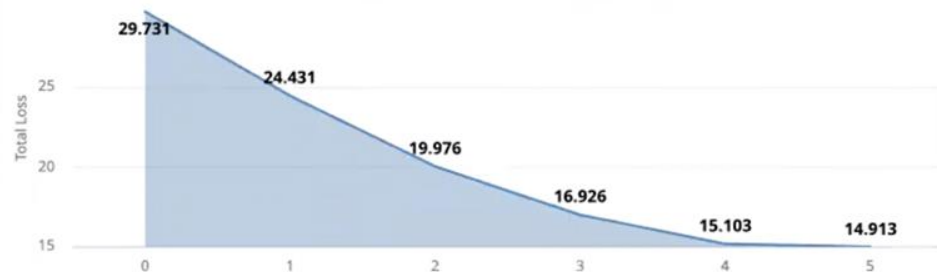
2 - Train the Model

6
Iterations

Training Detail

Iteration ^	Learning Rate	Loss	
1	1	0.2	29.731
2	2	0.2	24.431
3	3	0.4	19.976
4	4	0.4	16.926
5	5	0.4	15.103
6	6	0.4	14.913

Training Loss



3 - Assess Model's Predictive Power

Model Performance

R Squared	0.767
Mean Absolute Error	123.639
Median Absolute Error	0.00972
Mean Squared Error	27.921
Median Squared Error	0.02284

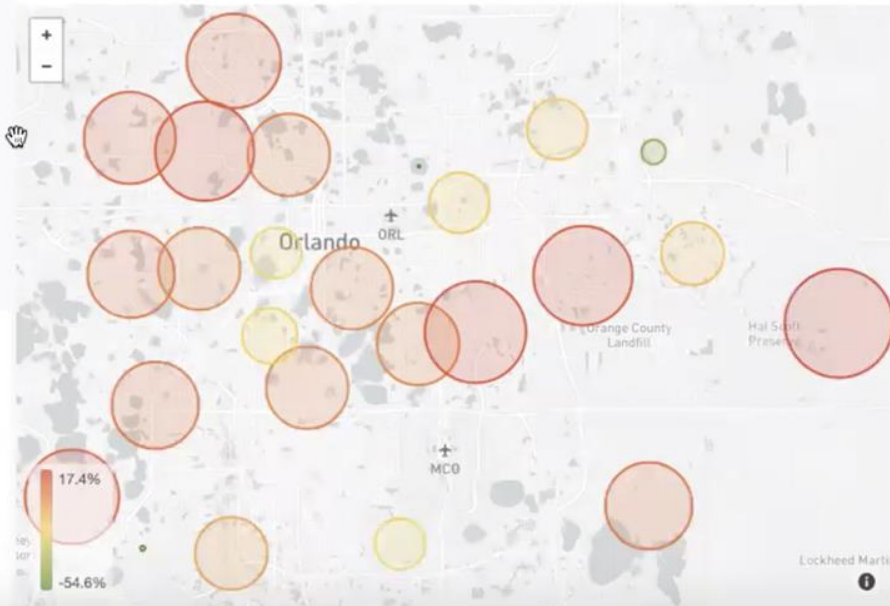


Predictive Analytics

Dive into predictive model evaluation here

0.767
Model R²

Doctors Predicted to be High Risk



High Risk Predicted Doctors

	NPI	Name	Predicted Risk
1	1003000264	Selestina Flear	25.9%
2	1003000248	Nancie Biddlecombe	23.0%
3	1003000262	Richy Emors	17.6%
4	1003000242	Reena Thing	17.4%
5	1003000256	Hy Ollerhad	16.1%
6	1003000237	Shem Monni	14.6%
7	1003000241	Andrea Goodredge	13.6%
8	1003000238	Tiffanie Flacke	13.6%
9	1003000261	Nichole Abbets	13.1%
10	1003000263	Shane Gascoine	12.8%
11	1003000266	Tamqrah Cutcliffe	11.6%
12	1003000255	Dot Poundford	11.0%
13	1003000249	Rona Sans	9.7%
14	1003000250	Myrtia Pratty	9.3%
15	1003000245	Peria MacFayden	7.6%
16	1003000258	Phyllys Sabathier	7.4%
17	1003000259	Benedicta MacCauley	7.4%
18	1003000267	Alan Castellaccio	4.0%
19	1003000246	Alfonso Kinchington	3.6%
20	1003000252	Candis Trenmil	3.6%
21	1003000275	Alonzo Farrall	0.8%
22	1003000243	Waylon Povall	-0.1%
23	1003000239	Land Farloe	-1.3%
24	1003000257	Leisha Riggott	-2.1%



Thank you!

Resources: <https://info.looker.com/>

Blog: <https://looker.com/blog>

Upcoming Events: <https://looker.com/events>

Request a personal demo: <https://looker.com/demo>

Email us: hello@looker.com