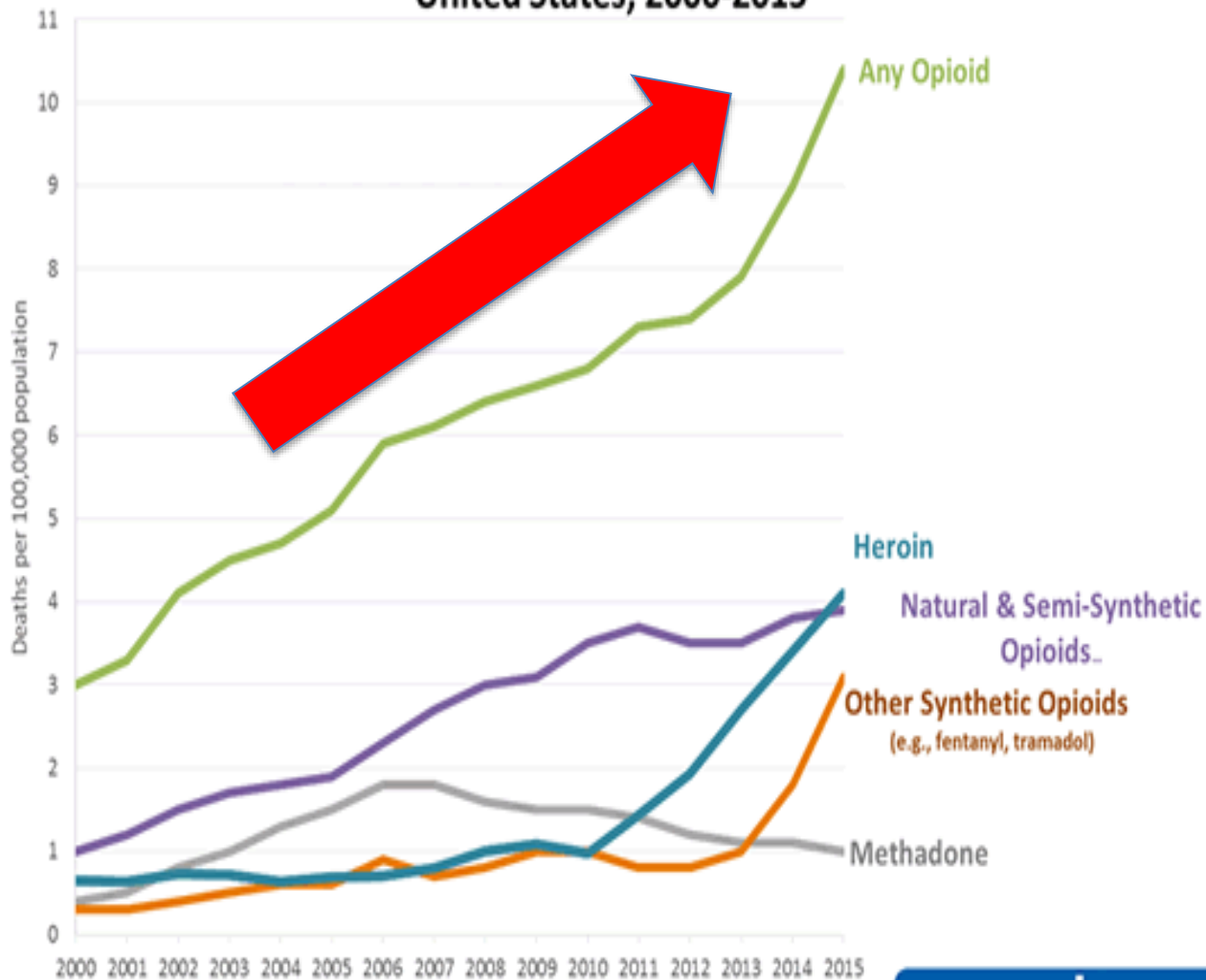


OPIOIDS: USE, ABUSE AND DEATH

David J. Holcombe, M.D., M.S.A.
Regional Administrator/Medical Director
Louisiana Office of Public Health, Region VI
(Central Louisiana)


Overdose Deaths Involving Opioids, by Type of Opioid, United States, 2000-2015



SOURCE: CDC/NCHS, National Vital Statistics System, Mortality. CDC WONDER, Atlanta, GA: US Department of Health and Human Services, CDC; 2016. <https://wonder.cdc.gov/>.

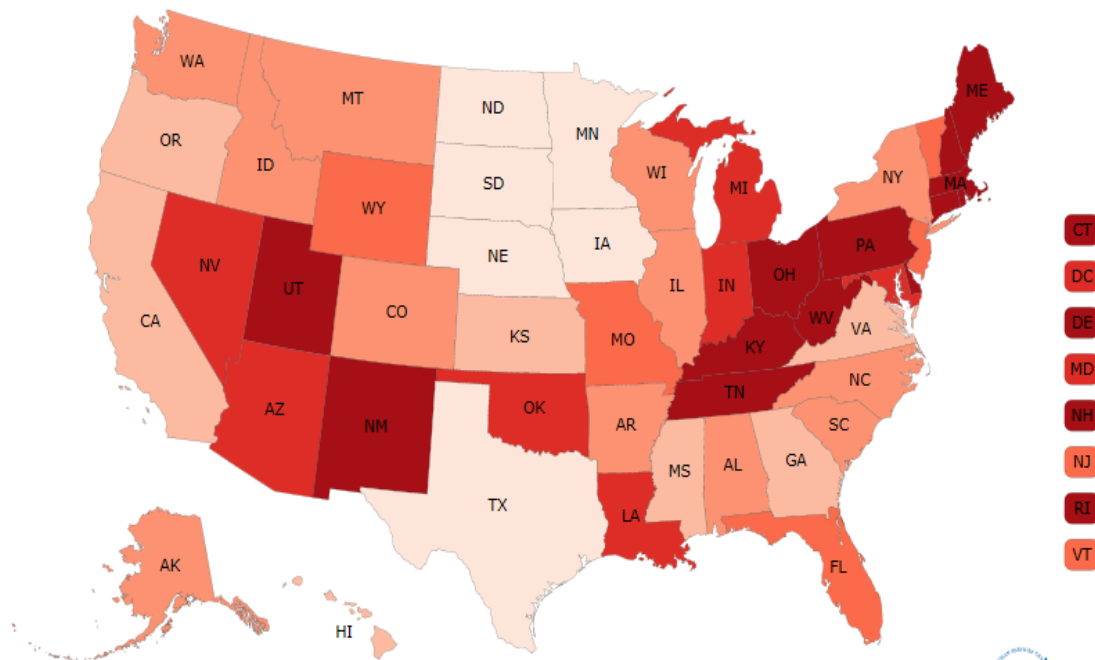
www.cdc.gov
Your Source for Credible Health Information

OPIOID TSUNAMI



DRUG OVERDOSE DEATHS BY STATE (2015)

Number and age-adjusted rates of drug overdose deaths by state, US 2015



2015 Age-adjusted rate

- 2.8 to 11.0
- 11.1 to 13.5
- 13.6 to 16.0
- 16.1 to 18.5
- 18.6 to 21.0
- 21.0 to 41.5

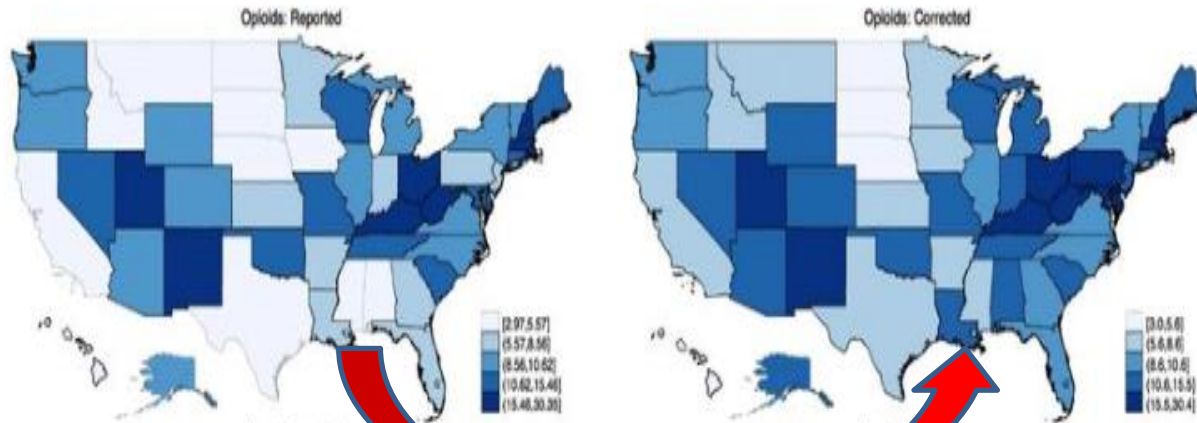
Opioid and Heroin Deaths Reported vs. Opioid and Heroin Deaths Corrected

REPORTED

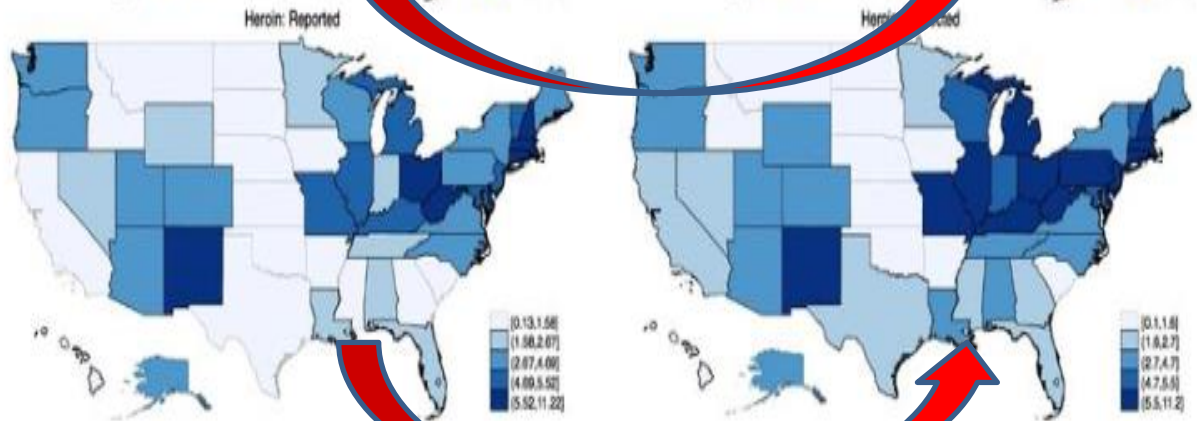


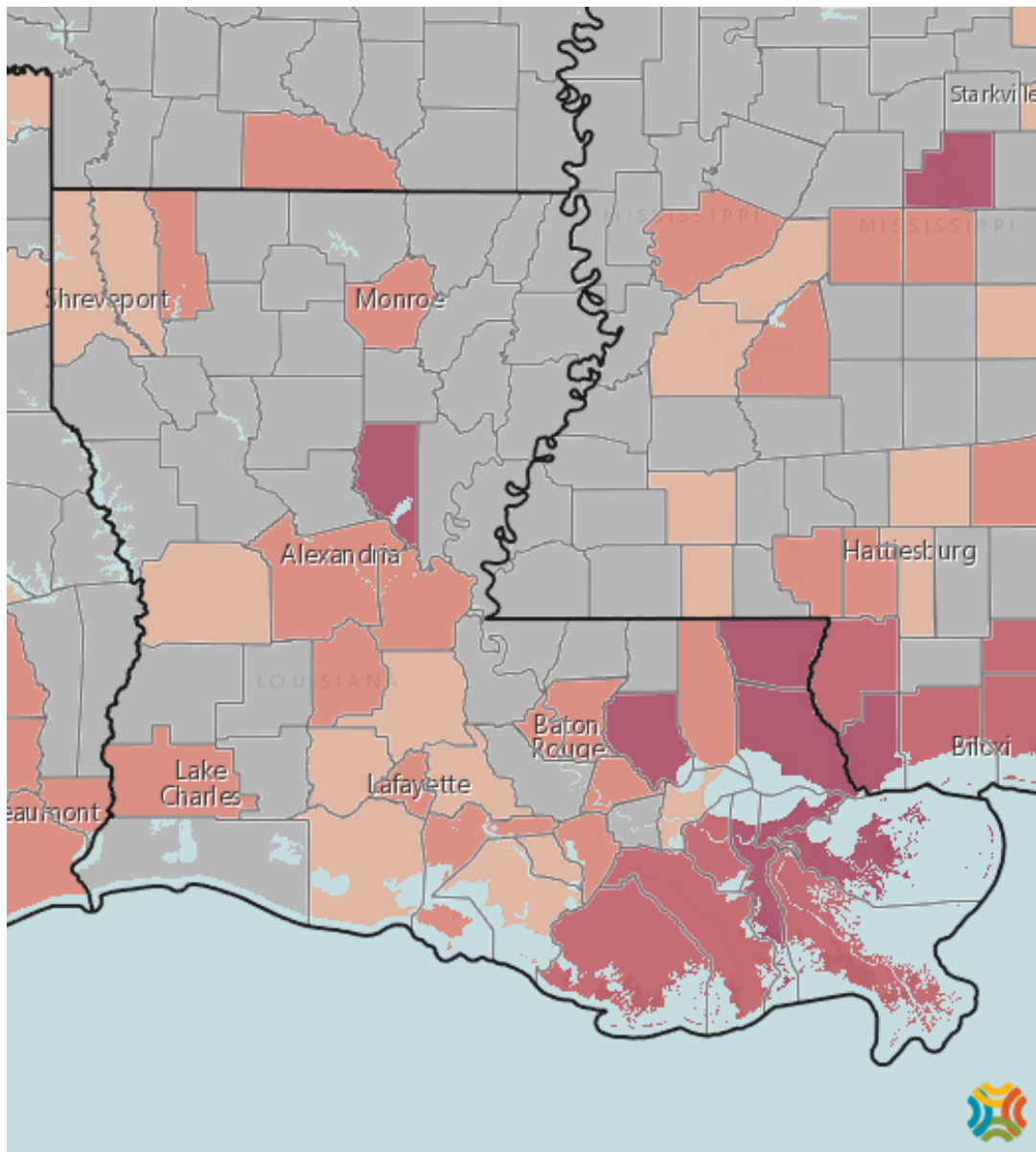
CORRECTED

OPIOIDS



HEROIN





[Label](#) [Info](#) [Remove](#)

Drug Overdose Deaths, Rate (Per 100,000 Pop.) by County, NVSS 2013-15

- Over 23.0
- 17.1 - 23.0
- 11.1 - 17.0
- Under 11.1
- No Data or Data Suppressed

Data Types: Rate

Transparency: 30%

Reference Maps ▲

- Highways
- State Boundaries [Label](#)
- County Boundaries
- Place Names
- Place Boundaries
- School Districts (Secondary)
- School Districts (Elementary)
- ZIP Code (ZCTA) Boundaries
- Water
- Topographic Map
- Satellite

Tools

THE OPIOID WARS

(Historical Irony?)

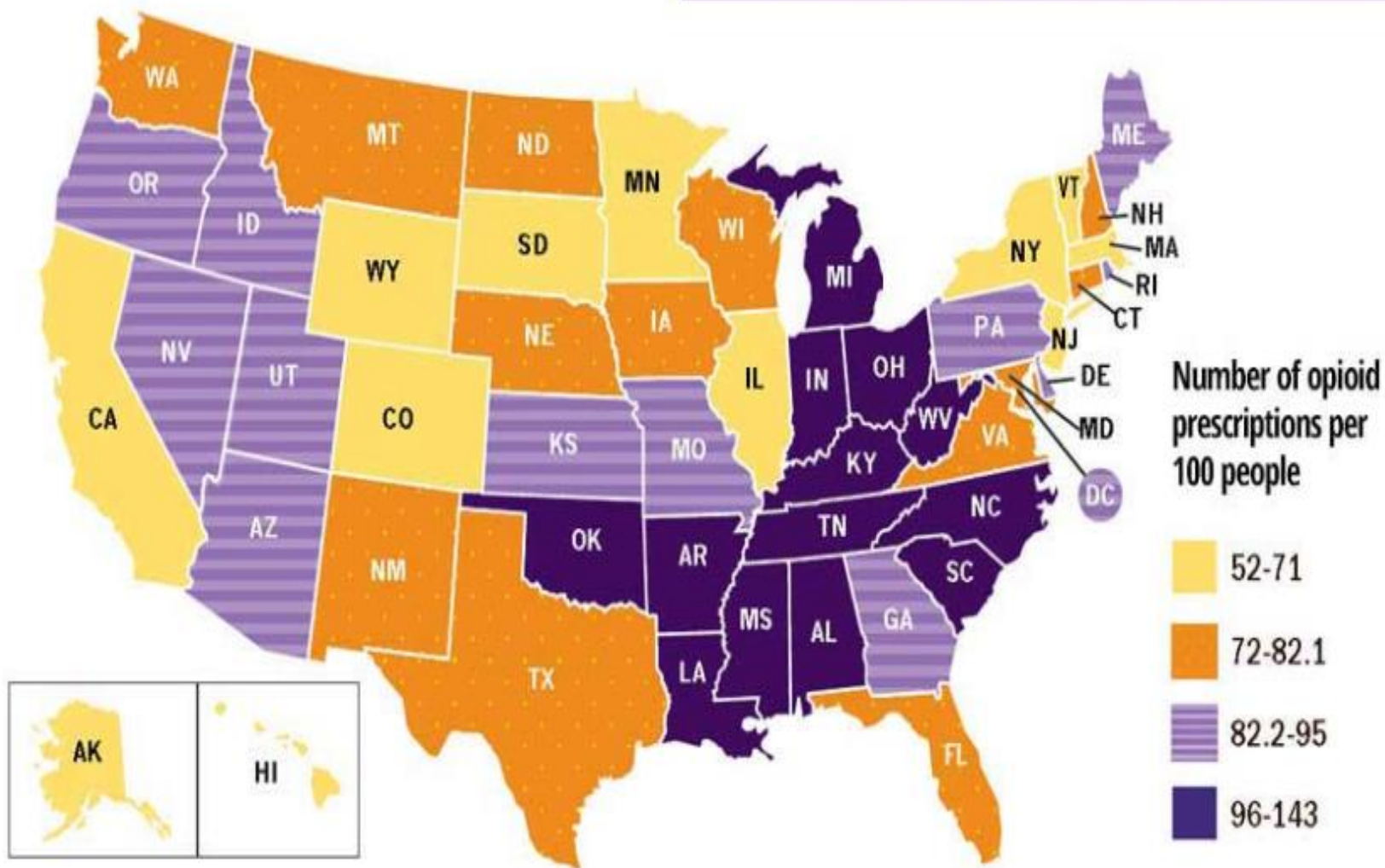
The Opium War in China (1839)

- The British Empire has a trade deficit with China
- British India produces massive amounts of opium
- To reduce the trade deficit, Great Britain forces the Chinese to accept unlimited imports of Indian opium despite catastrophic effects on the Chinese population

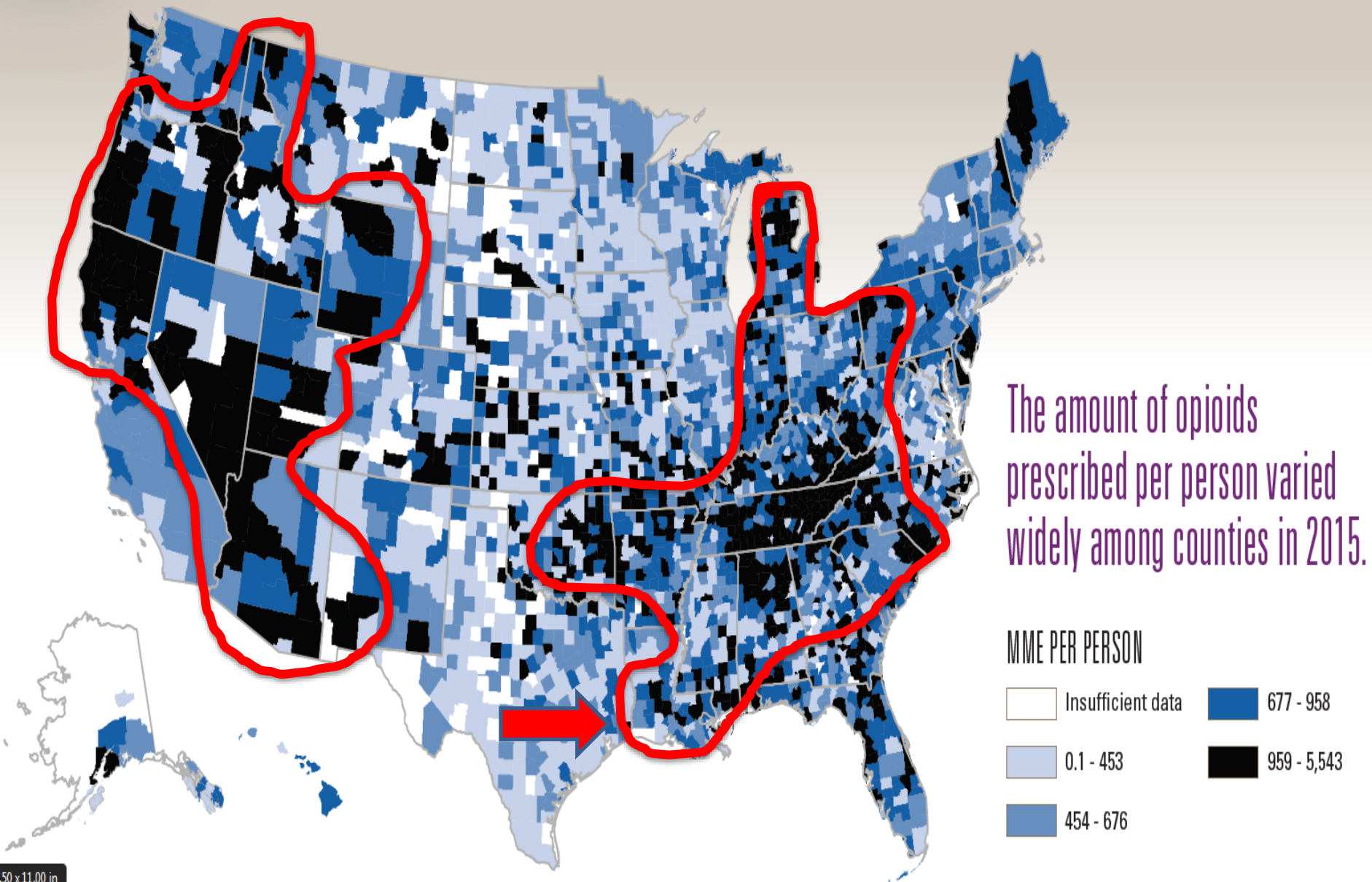
Chinese Fentanyl Exports to US (2017)

- The Chinese discover a huge potential market for synthetic narcotics in the U.S.
- Profits are enormous and government supervision lax
- Chinese producers flood the U.S. market with fentanyl (and other synthetic opioids) despite the catastrophic effects on the US population

Some states have more opioid prescriptions per person than others.

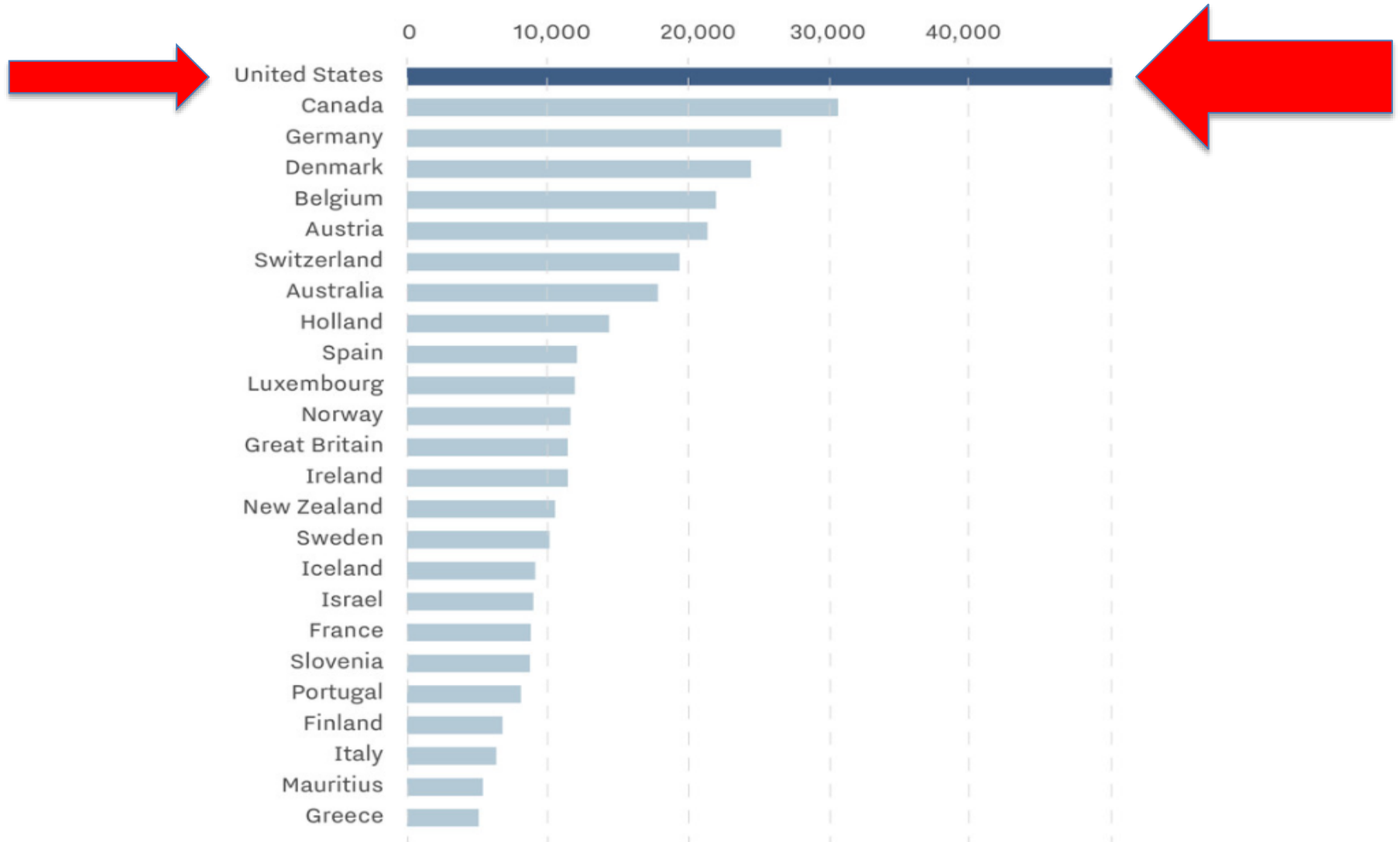


SOURCE: IMS, National Prescription Audit (NPA™), 2012.

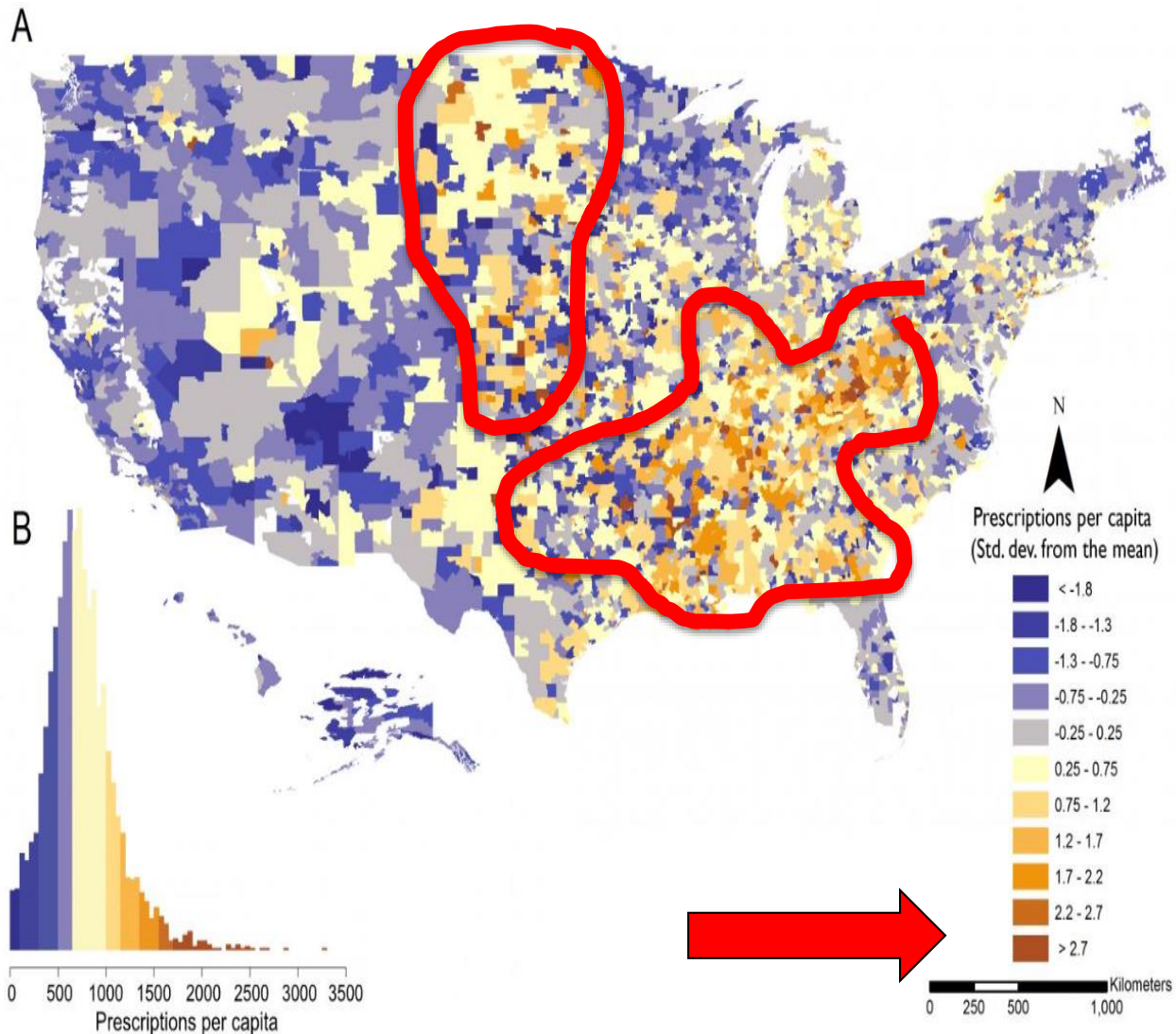


OPIOID RELATED DEATHS ARE DIRECTLY CORRELATED TO OPIOID PRESCRIPTION RATES

Standard Daily Opioid Dose per Million People in Various Countries

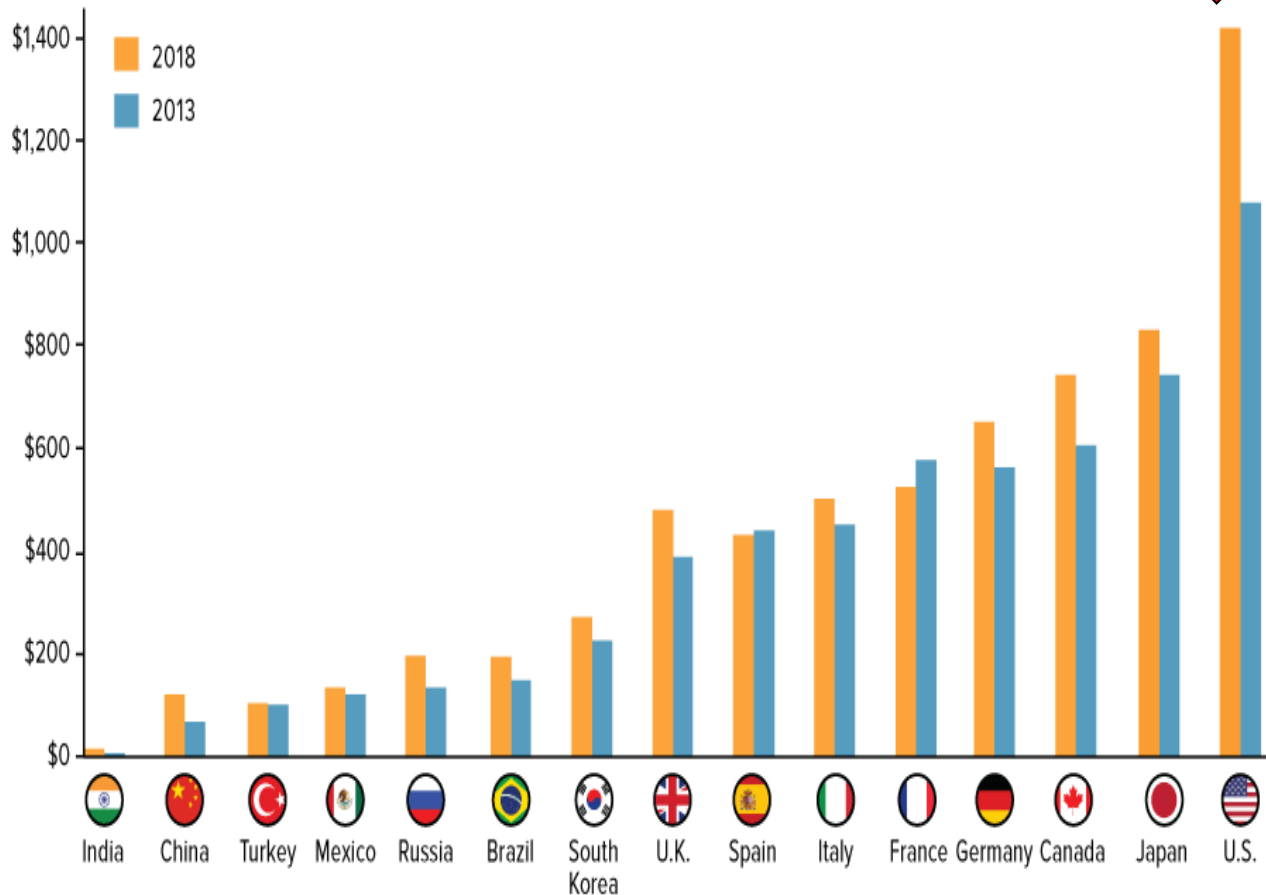


All Prescriptions/Capita (Dark brown is >27 prescription/capita)



Pharmaceutical Spending/Capita (2003/2018 expected)

Pharmaceutical Spending per Capita Is Expected to Grow, 2013 vs. 2018



Source: Economic Intelligence Unit 2014, IMS Market Prognosis 2014, U.S. Global Investors

FUN FACT: Only two Countries allow direct advertising of prescription medications

USA



New Zealand



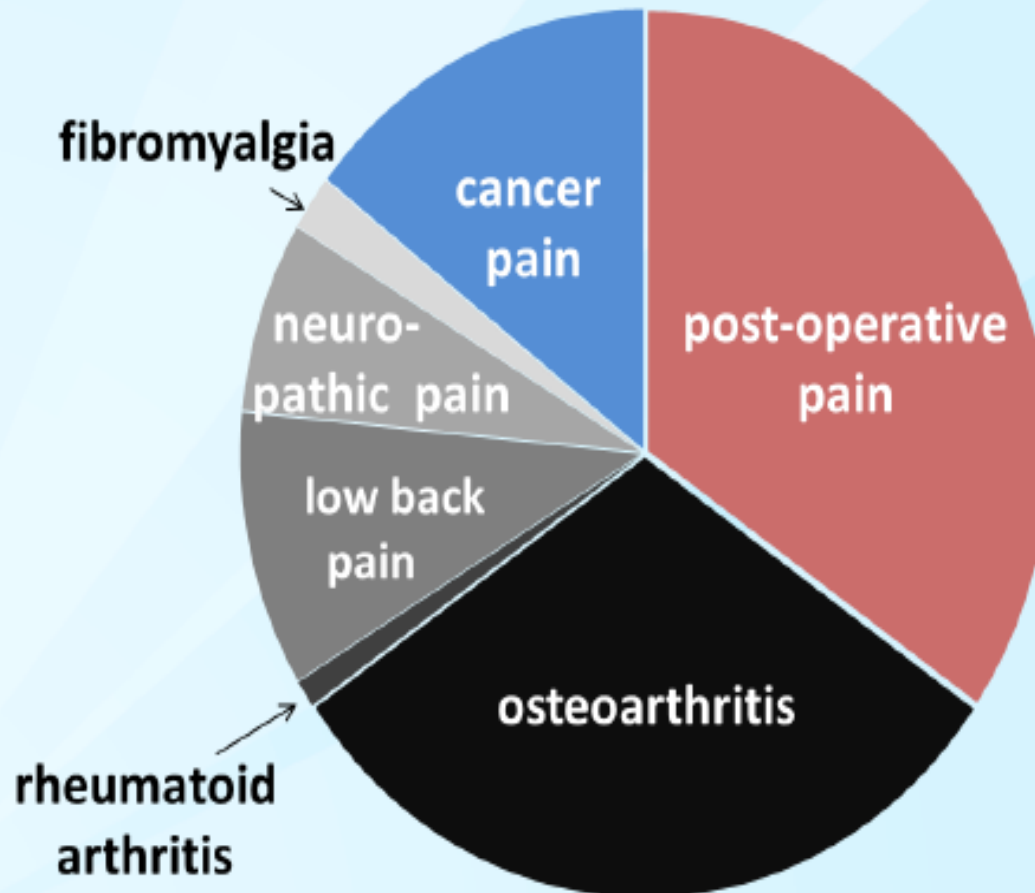
What created this disaster? The Power of the Pen



Half of United States opioids market is treatment for **chronic, non-cancer pain**

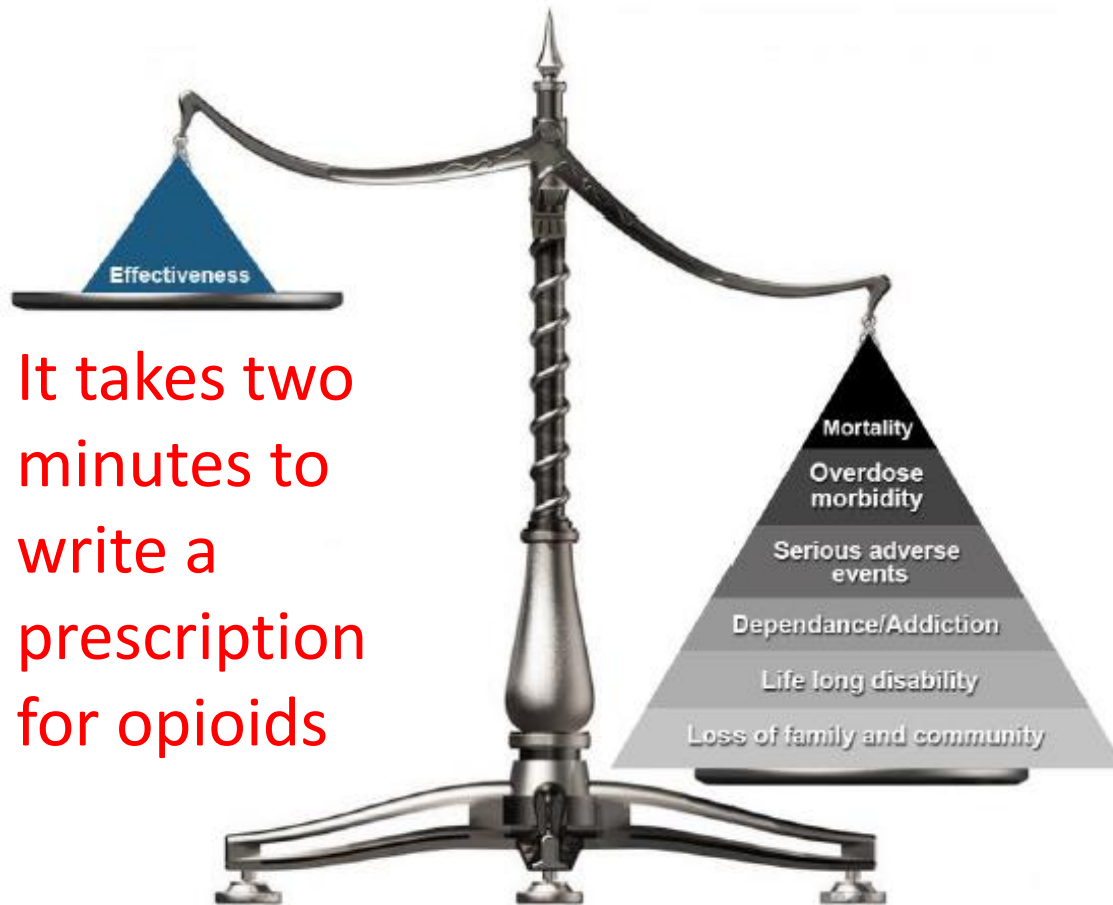
U.S. opioids market revenues for 7 leading indications, 2010

Source: GBI Research. Opioids Market to 2017. June 2011



Primary care doctors prescribe the most opioid and pain specialists prescribe most frequently.


Risk/Benefit of Opioids for Chronic Non-Cancer Pain



It takes two
minutes to
write a
prescription
for opioids

It takes twenty
minutes (at
least) to explain
why opioids are
not an
appropriate
choice

WHERE ARE PRESCRIPTION DRUGS OBTAINED?



SOURCE: National Institute of Drug Abuse (NIDA) 2011

90.8%

Reality or Public Perception?

**WHICH DRUG DEALER
KILLS MORE PEOPLE ?**



PRESCRIPTION

22,134



ALL ILLEGAL DRUGS COMBINED

16,195

"Say hello to my little friends"

A kilogram of cocaine has a street value of 20,000 dollars. At 1 dollar a milligram, 1 kilogram of oxycodone has a street value of 1,000,000 dollars

[facebook.com/ConspiracyWatch](https://www.facebook.com/ConspiracyWatch) & [facebook.com/garyjohnsonrevolution](https://www.facebook.com/garyjohnsonrevolution)

Duped, Dealer, Dense, Dependent?

Which one is it?

- Medication over or under prescribing generally due to one of four reasons:
 - Doctor was duped by Patient
 - Doctor is intentional diverting drugs (Dealer)
 - Doctor lacks proper education to recognize legitimate pain need (Dense)
 - Doctor is drug-dependent himself



MORE HISTORICAL PERSPECTIVE


Crack Cocaine and the War on Drugs (1970's)

- Crack cocaine sweeps through poor neighborhoods
- War on Drugs declared by President Nixon
- Anti-Drug Abuse Act (1984) and Mandatory Sentencing imposed
- Massive disproportionate arrests and imprisonment of African-Americans (5:1 ratio)

The Heroin Epidemic (2010-2017)


- Heroin sweeps through the U.S., particularly poor-rural white America
- Opioid addiction and heroin related deaths reach epidemic proportions
- President Trump declares the Opioid Crisis a National Emergency (2017)
- Public Health efforts to increase medical treatment

What replaced the neighborhood ice cream truck...



©DAVEGRANLUND.COM

Double standards? Poor vs. Rich

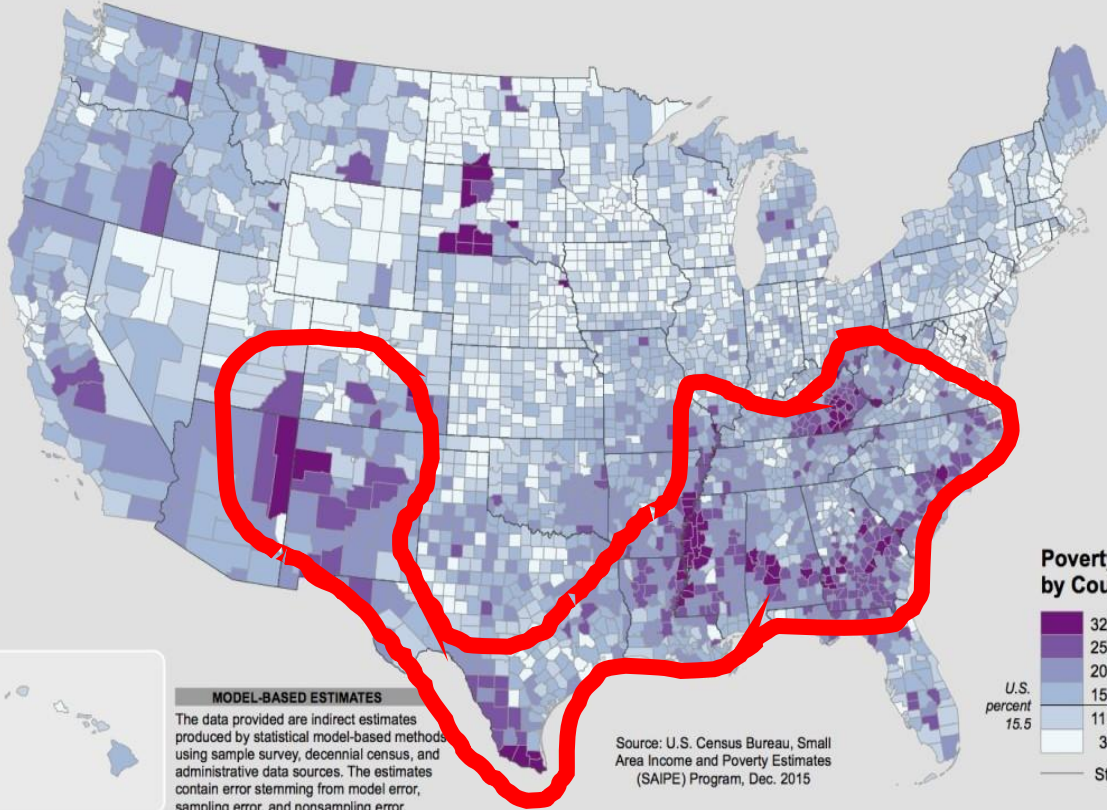


HNOLE
LET ME'S TRIBE VINE
SANTON PA
LAPRONS. AM

the WEIGHT.



Poverty Rates of the Total Population by County: 2014



MODEL-BASED ESTIMATES

The data provided are indirect estimates produced by statistical model-based methods using sample survey, decennial census, and administrative data sources. The estimates contain error stemming from model error, sampling error, and nonsampling error.

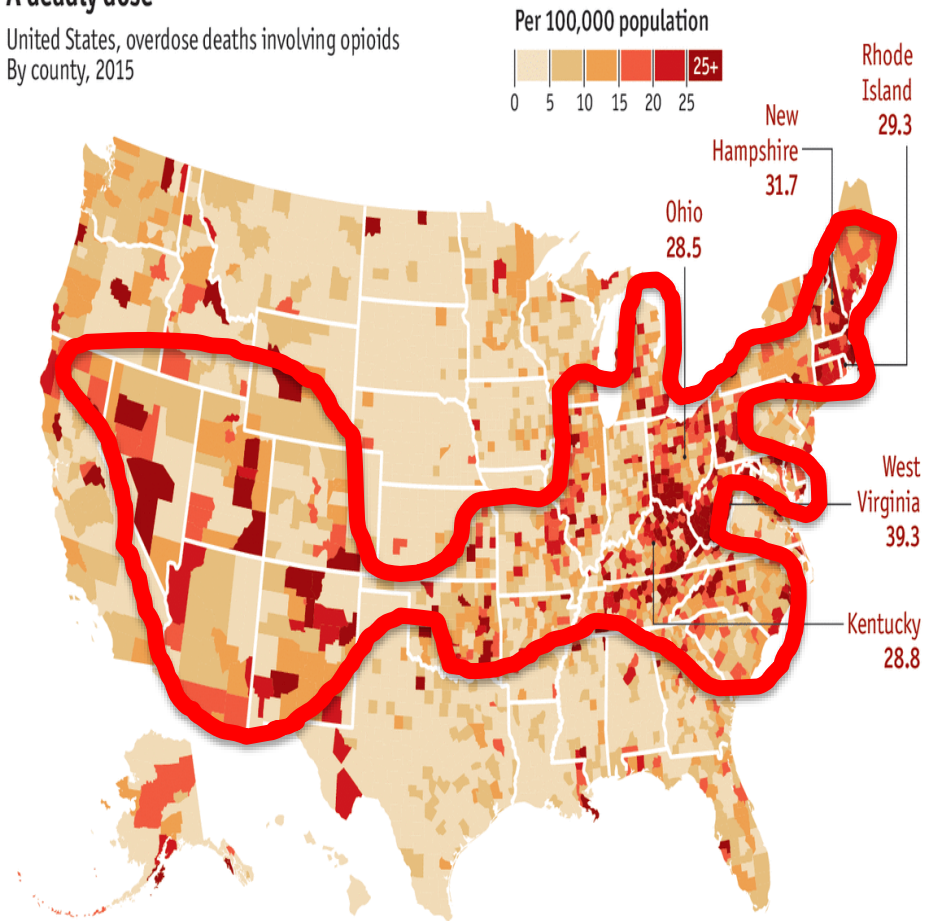
Source: U.S. Census Bureau, Small Area Income and Poverty Estimates (SAIPE) Program, Dec. 2015



Opioid Death Rates by County (2015)

A deadly dose

United States, overdose deaths involving opioids
By county, 2015



Source: Centres for Disease Control and Prevention

SO WHAT CAN BE DONE?



Dr. Lucy Gee

Florida Department of Health

Legislative Regulatory Tools



- Pain management clinic registration
- Prohibitions on dispensing
- Practice standards for prescribing
- Implementation of PDMP
- Counterfeit-proof prescription pads
- Re-permitting of pharmacies

Summary of the Florida Experience

Summary Results



- **61%** decrease in pain management clinics
- **87%** pain management clinics pass stricter standards on the first inspection
- **24%** reduction in Oxycodone prescriptions written by Florida doctors since 2011-12

Summary Results



- Annual Oxycodone purchases reduced from **>35 million to <500,000**
- **43%** decrease in patients discharged for drug abuse
- **78%** decrease in patients discharged for drug diversion

Summary of the Florida Results

Summary Results



- **57%** decrease in out-of-state patients
- **56%** decrease in doctor shopping ≥5

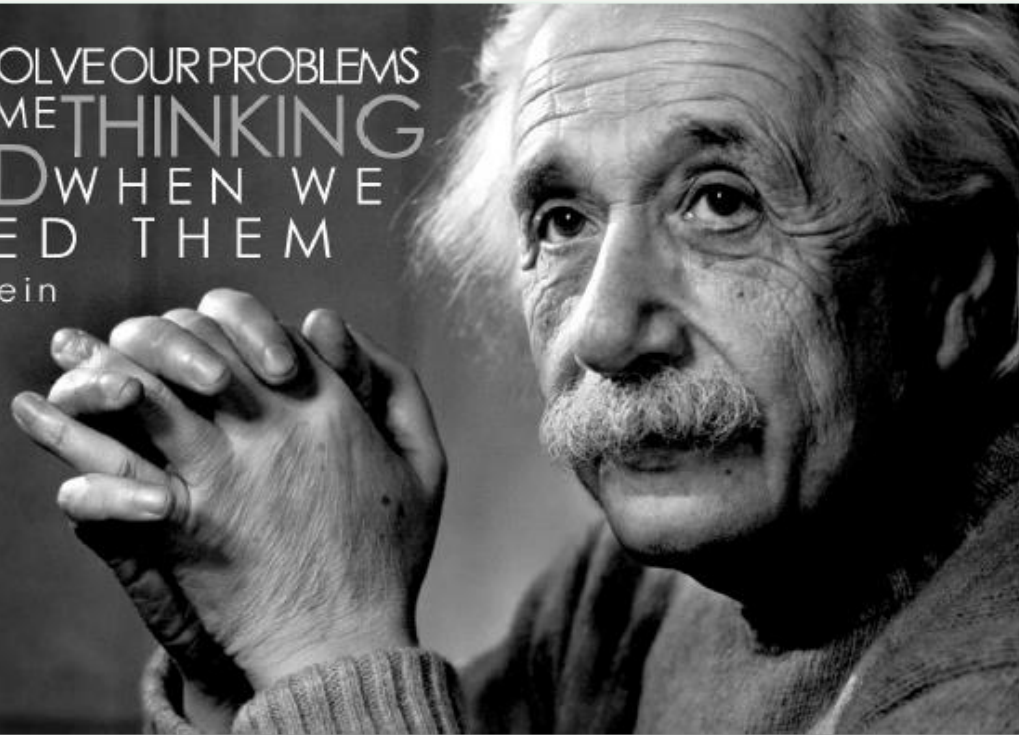
Summary Results



52% decrease in Oxycodone deaths in Florida.

Taking Risks

WE CANNOT SOLVE OUR PROBLEMS
WITH THE SAME THINKING
WE USED WHEN WE
CREATED THEM
-Albert Einstein



THANKS FOR YOUR ATTENTION!

